

Georgia State Steel Match February 2-3 2018



GRIFFIN GUN CLUB

550 Amelia Road
Griffin Georgia 30224



Table of Contents

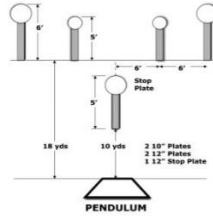
Welcome	3
Stages of Fire.....	4
Range Procedures	5
Timing and Scoring.....	6
Awards	7
Events.....	8
Menu.....	9

Welcome shooters to the Georgia State Steel Match 2018. On behalf of the Griffin Gun Club, Leonard, Barry and myself we wanted to take this opportunity to welcome you to our annual State Steel match. We have affiliated this year and this is a Tier II match. This is our 13th year in holding the Georgia State Steel Match. As many of you know, we hold a monthly steel match which continues to grow!!! We shoot on the first Saturday of each month and the Friday afternoon before the first Saturday. A few thanks need to be given. First, this match would not be possible without the support of our sponsors. We have four main sponsors who were the first to support us during our monthly matches. Our long time sponsors are Glock, Inc., Atlanta Arms , Autrey's Armory Inc., and Sevigny Performance. Our other sponsors can be found on the sponsor page which is in each shooters bag. Also, a big Thank You to the people who have volunteered their time to help make targets and set up the match. We hope you enjoy our match and look forward to seeing you in the future. If you have comments or suggestions, please give them to either Leonard, Barry or myself.

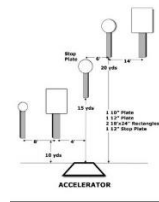
Glen Webber Leonard Johnson Barry Foster
Match Committee

Stages of Fire

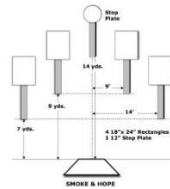
Pendulum



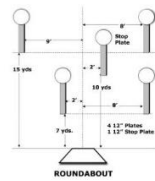
Accelerator



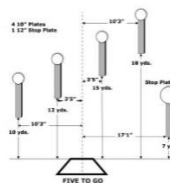
Smoke and Hope



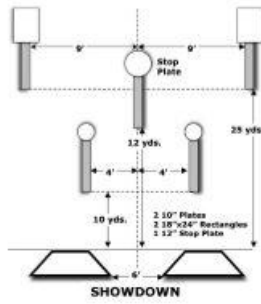
Roundabout



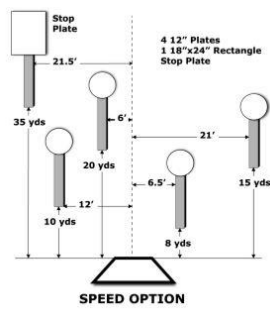
Five to Go



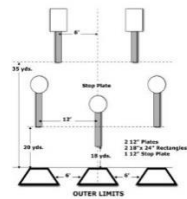
Showdown



Speed Option



Outer Limits



Range Procedures:

Cold Range: Firearms will not be handled anywhere on the range except in the designated safe areas or under the supervision of Staff Range Officers. **NO HANDLING OF AMMUNITION IN SAFETY AREA.** Weapons will remain in holsters or shooting bag until the shooter is called to the shooting box. Handling firearms in parking lots, shooter/spectator areas is deemed unsafe gun handling.

Alcohol: Alcohol and recreational drugs may not be consumed anywhere on the range. Competitors violating this policy will be disqualified and asked to leave.

Dress Code: This is a sport, no camouflage outfits, controversial slogans or other items of dubious taste are to be displayed or worn. The Match Director is the final arbiter of dubious taste.

Closed Range: The range will be closed for setup on Thursday February 1st. After this time no practice warm up or other shooting activity is permitted. This includes during lunch breaks prior to the match starting or after the Friday session is over. A function fire/warm up bay will be configured for sight in and testing. This area will be staffed with RO's for your convenience.

Squads: Shooters will be divided into squads of ten guns each. This will facilitate control and movement through the course of fire. The squad will have a dedicated RO who will score the squad on each of the eight stages of fire. This is a cold range. There are designated safety areas where the shooter can handle firearms and practice drawing. If you are changing holsters between strings the weapon must be in a box or bag, do not change holsters with weapons in the holster. The shooter will load his weapon only upon the command of the RO in the shooting box. Each shooter should have at least five magazines or speed loaders for their gun. The only exception will be single action guns. The magazines/speed loaders may be loaded anywhere EXCEPT the safe area. Please help paint targets between shooters and keep the squad moving.

Range Commands/Starting Positions:

The starting positions for center fire shooters will be surrender position with the wrist fully visible from behind the shooter. The .22 and PCC shooters will start in the low ready position which is weapon pointed at the aiming point, the finger must be outside of the trigger guard. The shooter will have 30 seconds max preparation time once in the shooting box and each string of fire will be a maximum time of 30 seconds. The Range commands will be as follows, MAKE READY, ARE YOU READY? STANDBY. After a 1 to 3 second delay, the buzzer will sound. IF YOU ARE FINISHED UNLOAD AND SHOW CLEAR, IF CLEAR HAMMER DOWN AND HOLSTER, RANGE CLEAR

Timing:

Your score is your time, the timer is not backed up if you hit the stop plate twice.

Target Scoring:

Max time for each string of fire is 30 seconds. Each missed target will add 3 seconds per target missed to the score. Shooting the stop plate out of order will stop the time and any targets not hit will be scored as a miss. Any procedure penalty will add three seconds to score. **Hits on the side of the target must show a clear mark from the face of the target to the back edge of the target to receive a hit, flaking of paint from the sides of the target will not count.** Targets will be painted between shooters only. Please remember to keep edges as well as the face of the target painted. The score sheets will be initialed by both the shooter and RO. The best four runs will be scored except for Outer Limits which will have the best three runs scored.

Range Officer:

The RO is the authority in each squad. Disagreements should be directed to the range master. Each RO will have a badge identifying them as a RO and the match Director will have a badge showing him as Match Director.

Disqualifications:

The RO can DQ a shooter, with concurrence of the range master, for unsafe gun handling. Examples are: handling a loaded weapon in the safe area, dropping a loaded weapon, breaking the 180 degree rule, discharging a weapon within 10 feet of the shooter's box, moving with finger in trigger guard or displays of unsportsmanlike conduct.

We are using the same rules as the Steel Challenge Shooting Association and the current version of the USPSA Handgun Rule book. If there are discrepancies between the USPSA rule and Steel Challenge rule the Steel Challenge rule will take president. Again, thank you for coming and enjoy the match.

Georgia State Steel Match

Prize Allocation Guidelines

***Steel Master Match Winner Center Fire Gun and \$500**

***(Must shoot in 2 Center fire, one optic one iron plus one rimfire pistol divisions to be eligible)**

*** Rifle Master Must one rimfire rifle and one PCC**

Each Division will have a mixture of prizes and guns, must have at least five entries to have any prizes awarded

Random Drawing for gun each shooter will have one chance entered for the drawing.

Special Recognition for the various categories will be given provided there are at least five entries in a category.

Other prizes will be awarded on a random drawing basis.

Only one gun may be awarded to a shooter.

**All prizes will be awarded after the match on Saturday night.
Must be present for random prizes. Shooters will have one hour to review the scores before being awarded.**

Sequence of Events

Friday

Check in is 7:15am

8 -11 am Shooting

Lunch 12-1pm

Check in is 11:30am

1-5 pm Shooting

Saturday

Check in is 7:15am

8-11 am Shooting

Lunch 12-1 pm

Check in is 11:30am

1- 5 pm Shooting

Match Awards

app 6:30pm

Lunch

Menu

Homemade Chili

BBQ Sandwich

Chicken Salad

Ham Salad

Potato Salad

Baked Beans

Tossed Salad

Chips

Drinks

Dessert

Sponsors:

Atlanta Arms – www.atlantaarms.com

Autrey's Armory Inc. – www.autreys.com

CPWSA – www.cpwsa.com

Gaston – www.gastonglockstyle.com

Georgia NFA Trust – www.georgianfatrust.com

Glock – www.glock.com

GT Targets – www.gttargets.com

J-Max Graphics – www.jmaxgraphics.com

Prem Ear – www.premearhearing.com

Pro Ears – www.altusbrands.com

Quiet Riot Firearms – www.quietriotfirearms.com

Sevigny Performance – www.sevignyperformance.com

S&J Customs - www.glockjockey.com

Full Blown Firearms:- www.fullblownfirearms.com

Georgia Gun and Ammo: www.georgiagunandammo.com

American Heritage Gun Range: www.ahgr.net

Rogers Shooting School: www.rogersshootingschool.com

Comp – Tac: www.comp-tac.com

Georgia Brass: www.gabrass.com

Steel Target Paint: www.rainbowtechstore.com

